



**台塑石化股份有限公司**

**FORMOSA PETROCHEMICAL CORPORATION**

# 2024年度 業績報告

**2025.03**

# 目錄

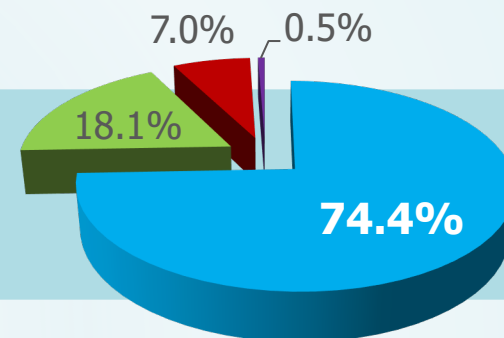
- 1 財務資訊
- 2 產業近況
- 3 產業展望
- 4 生產狀況
- 5 擴建計畫



# 財務資訊

(單位：百萬元)

## 4Q 各事業部營收占比



■ Refinery ■ Olefin ■ Utility ■ Others

|      | 4Q24    | 3Q24    | QoQ    | FY2024  | YoY     |
|------|---------|---------|--------|---------|---------|
| 營業收入 | 148,820 | 173,190 | -14.1% | 663,823 | -6.8%   |
| 營業利益 | (266)   | (4,763) | 94.4%  | (651)   | -104.2% |
| 淨利   | 1,339   | (3,275) | 140.9% | 5,811   | -73.4%  |
| 每股盈餘 | 0.14    | (0.32)  | 0.46   | 0.63    | (1.67)  |

## QoQ

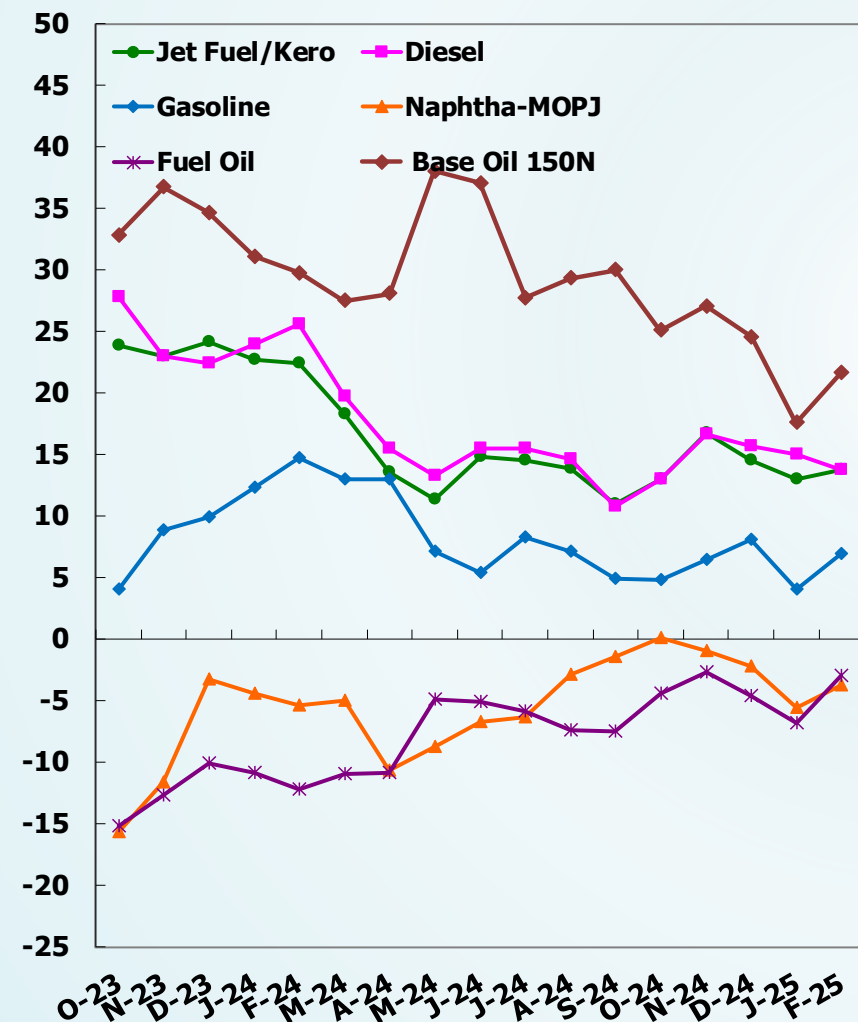


# 產業基本面



## 杜拜原油 vs. 成品油

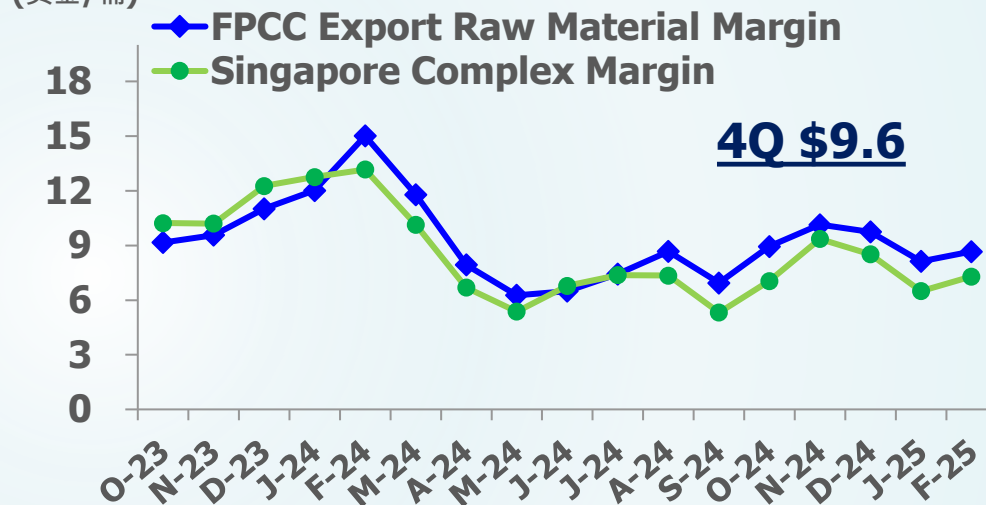
(美金/桶)



Source: Reuters, ICIS, IHS, company data

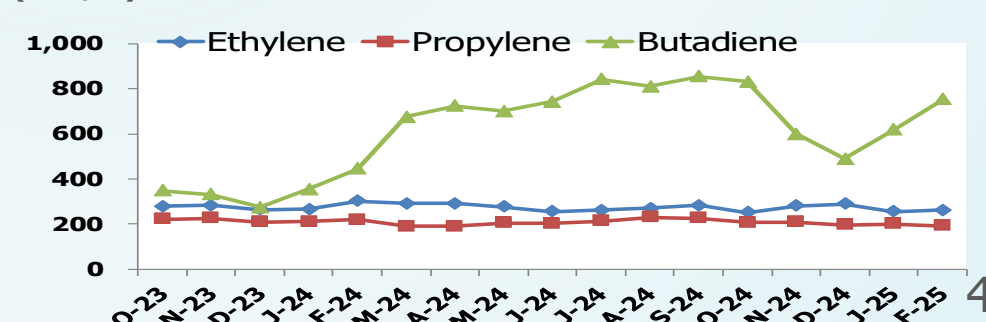
## FPCC vs. 新加坡

(美金/桶)



## FPCC烯烴產品價差

(美金/噸)



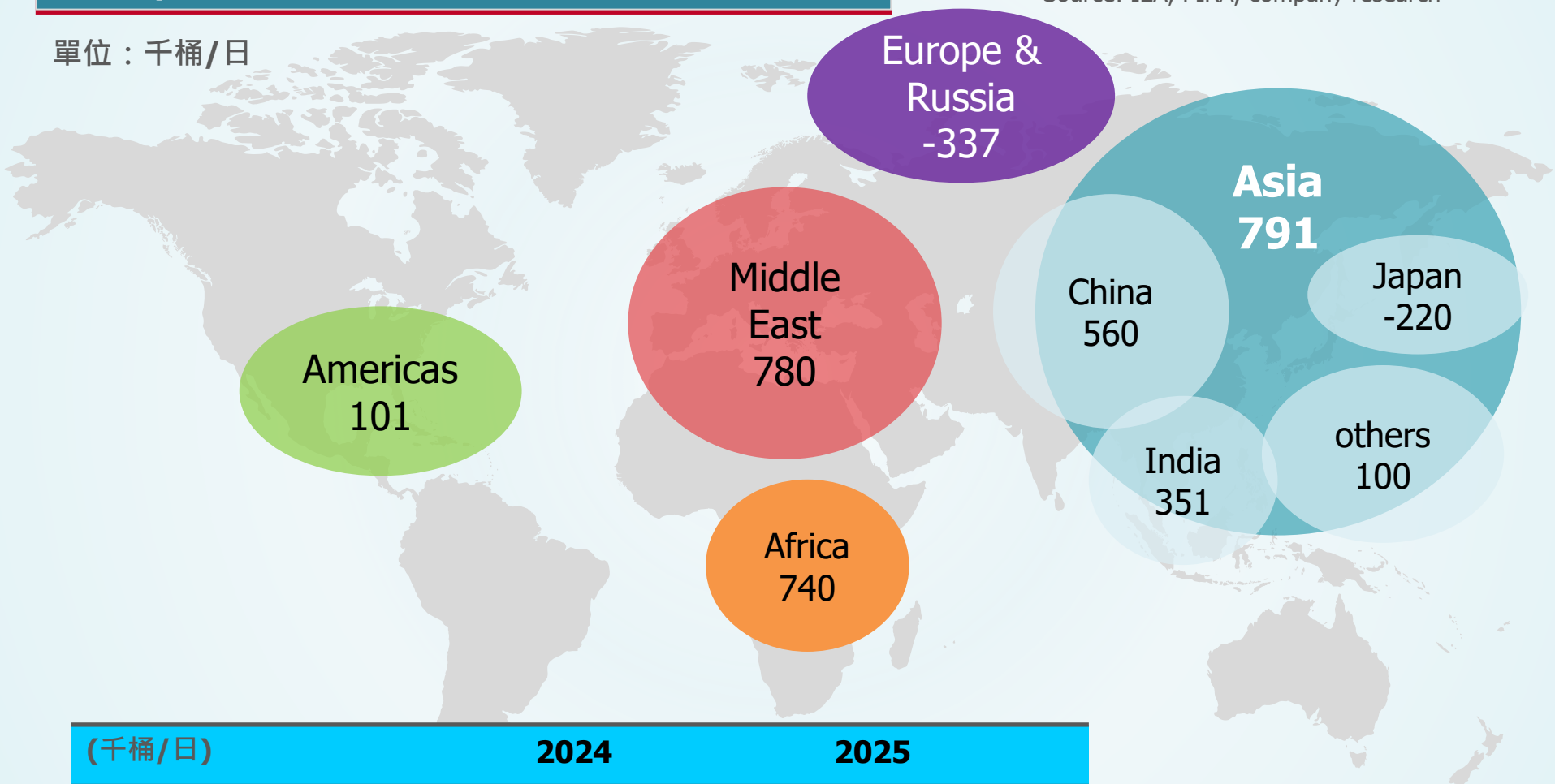
# 煉油產業展望



## 2024/2025全球新增產能

Source: IEA, PIRA, company research

單位：千桶/日



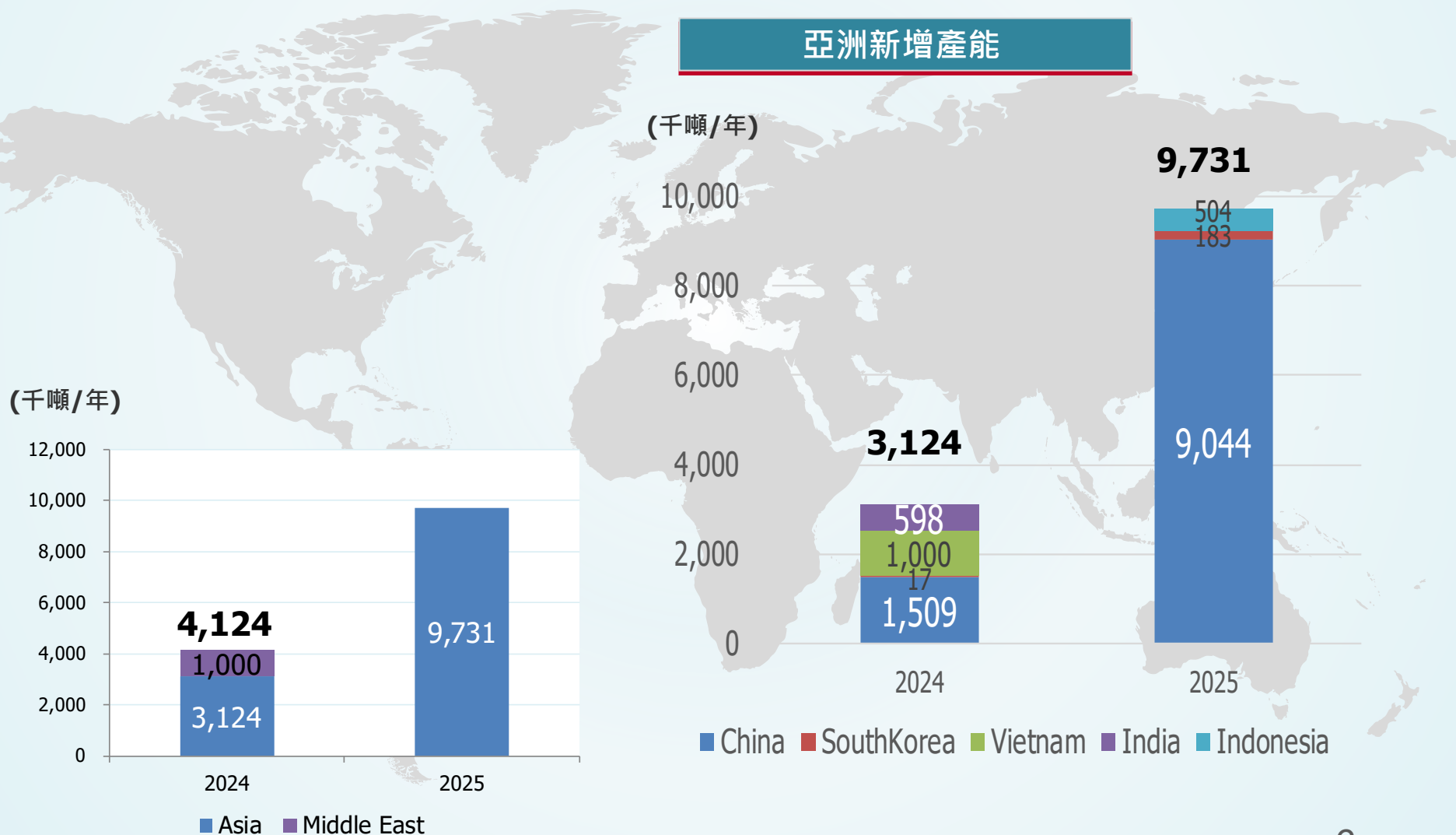
| (千桶/日) | 2024  | 2025  |
|--------|-------|-------|
| 新增產能   | 2,355 | -280  |
| 油品需求成長 | 860   | 1,110 |

# 石化產業展望



Source: CMA

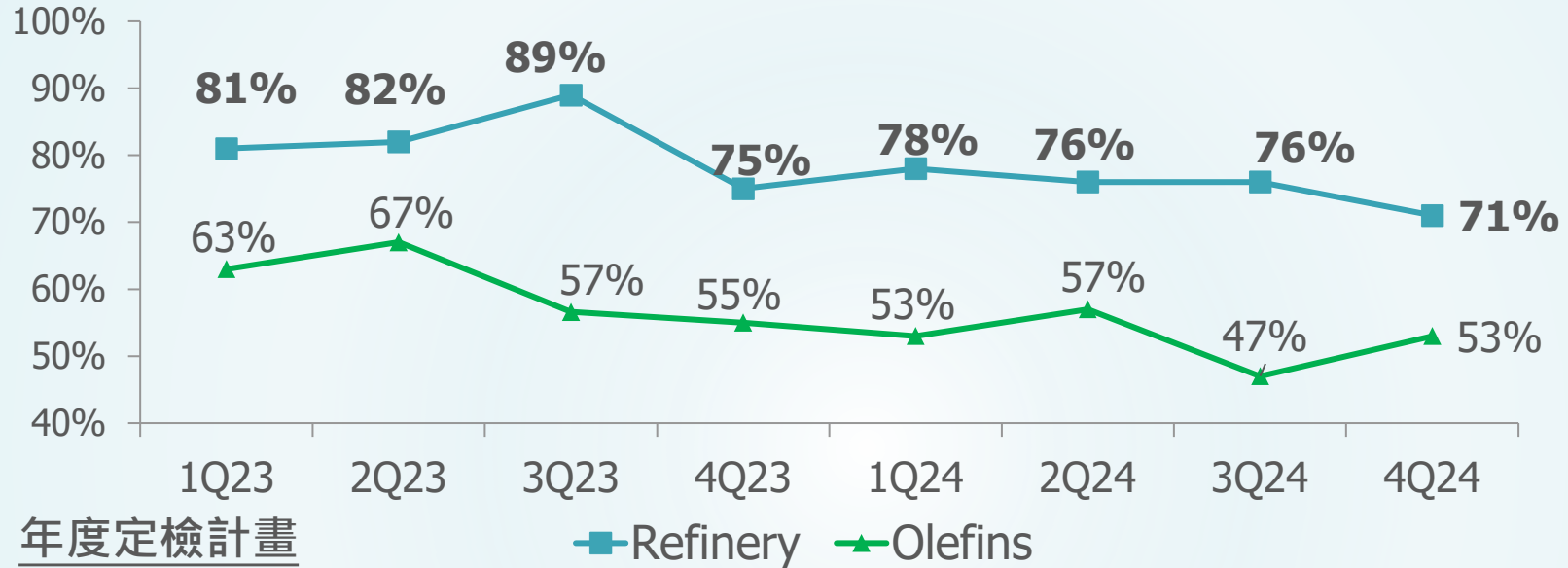
## 2024/2025全球乙烯新增產能



# 生産状況



## 産能利用率



|                      | 2024 1H |     |     |     |     |     | 2024 2H |     |     |     |     |     |
|----------------------|---------|-----|-----|-----|-----|-----|---------|-----|-----|-----|-----|-----|
|                      | Jan     | Feb | Mar | Apr | May | Jun | Jul     | Aug | Sep | Oct | Nov | Dec |
| CDU #1 (180K bpd)    |         |     |     |     |     |     |         |     |     |     |     |     |
| CDU #2 (180K bpd)    |         |     |     |     |     |     |         |     |     |     |     |     |
| CDU #3 (180K bpd)    |         |     |     |     |     |     |         |     |     |     |     |     |
| RDS #1 (80.5K bpd)   |         |     |     |     |     |     |         |     |     |     |     |     |
| RDS #2 (80.5K bpd)   |         |     |     |     |     |     |         |     |     |     |     |     |
| RCC #1 (84K bpd)     |         |     |     |     |     |     |         |     |     |     |     |     |
| RCC #2 (84K bpd)     |         |     |     |     |     |     |         |     |     |     |     |     |
| Base Oil (14 k bpd)  |         |     |     |     |     |     |         |     |     |     |     |     |
| Olefin #1 (0.7mta)   |         |     |     |     |     |     |         |     |     |     |     |     |
| Olefin #2 (1.035mta) |         |     |     |     |     |     |         |     |     |     |     |     |
| Olefin #3 (1.2mta)   |         |     |     |     |     |     |         |     |     |     |     |     |

planned

# 免責聲明



This document has been prepared by Formosa Petrochemical Corporation ("FPCC" or the "Company") solely for meetings with potential investors

The information contained in this document has not been independently verified. No representation or warranty express or implied is made as to, and no reliance should be placed on, the fairness, accuracy, completeness or correctness of such information or opinions contained herein. None of the Company nor any of its respective affiliates, advisers or representatives shall have any liability whatsoever (in negligence or otherwise) for any loss howsoever arising from any use of this document or its contents or otherwise arising in connection with this document

This document does not constitute an offer or invitation to purchase or subscribe for any securities in the Company and neither any part of it shall form the basis of or be relied upon in connection with any contract or commitment whatsoever. Any decision to purchase securities in the offering should be made solely on the basis of the information contained in the Offering Circular

included in this document contain forward-looking statements and information relating to the Company. The Company has generally identified forward-looking statements by the use of terms such as "may", "might", "will", "expect", "intend", "plan", "estimate", "anticipate", "believe" or similar words or phrases. The Company bases these statements and financial information on its beliefs as well as its assumptions made using information currently available to it. Because these statements and financial information reflect the Company's current views concerning future events, these statements and financial information necessarily involve risks, uncertainties and assumptions. Actual future performance could differ materially from these forward-looking statements and financial information. The Company does not undertake to release the results of any revisions of forward-looking statements and financial information to reflect future events or circumstances. The Company cautions investors not to place undue reliance on these forward-looking statements. All written and oral forward-looking statements attributable to the Company or persons acting on the Company's behalf are qualified in their entirety by these cautionary statements

No part of this document may be distributed, reproduced or transmitted to any third party

# 謝謝